



MYNDIGHETEN FÖR
FAMILJERÄTT OCH
FÖRÄLDRASKAPSTÖD

Statistics on municipal family counselling services for 2024

Dnr AD 2024–1293, 2025-06-03

The Family Law and Parental Support Authority (MFoF) is responsible for the official statistics within municipal family counselling services.

The statistics are collected from Sweden's municipalities via a web survey provided by Statistics Sweden. Collection occurs once a year and refers to the previous year. The statistics are available on MFoF's website, together with the survey, technical report, quality declaration, etc. This fact sheet summarizes parts of the statistics for 2024 and is described in comparison to previous years. The results are reported at national level and are stated in total number. Some results are also reported in number per 1,000 inhabitants¹.

The extent of the statistics

The statistics contain information on family counselling services provided by, or paid for by, Swedish municipalities in 2024. This is regardless of whether the municipalities provided the services themselves or procured them through other providers.

The report does not include family counselling provided by church organisations or fully private-sector family counselling services. Mediation talks within family law, whereby a professional mediator attempts to help parents reach an agreement on issues relating to custody, residence and access, are not included in the statistics.

Content

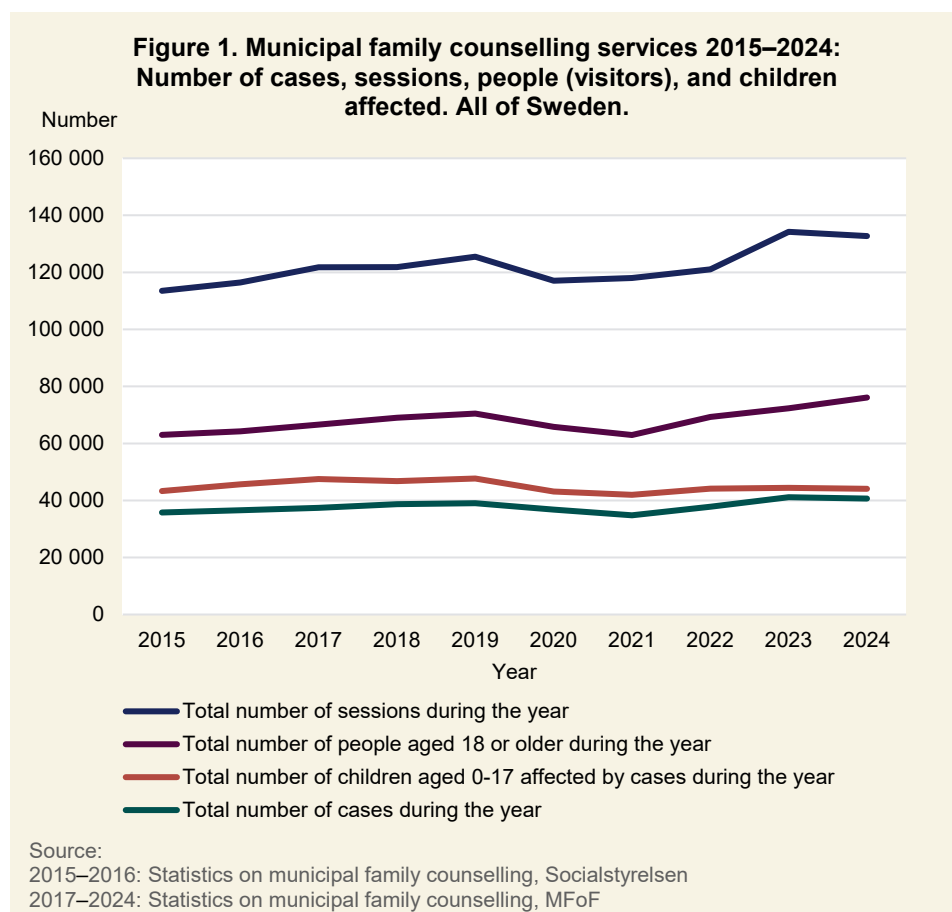
Overview of the last ten-year period.....	3
Number of cases in municipal family counselling services.....	4
Number of people who used municipal family counselling services.....	5
Number of people who used municipal family counselling, per region.....	6
Number of children affected by municipal family counselling services.....	7
Number of sessions in municipal family counselling services.....	9
Age of those who used municipal family counselling services.....	10
Relationships encountered by municipal family counselling services.....	11
Focus of the treatment.....	11
Sessions per case.....	12
More information.....	13

¹ Calculated using data on the total population in the age group. Source: Statistics Sweden (SCB), Statistical database, Population 2024. Available at www.statistikdatabasen.scb.se



Overview of the last ten-year period

Figure 1 presents an overview with statistics on the municipal family counselling of the last ten-year period. In the figure statistics are presented concerning number of cases, sessions, visitors and affected children, between 2015–2024. In subsequent figures, the results are presented in more detail.

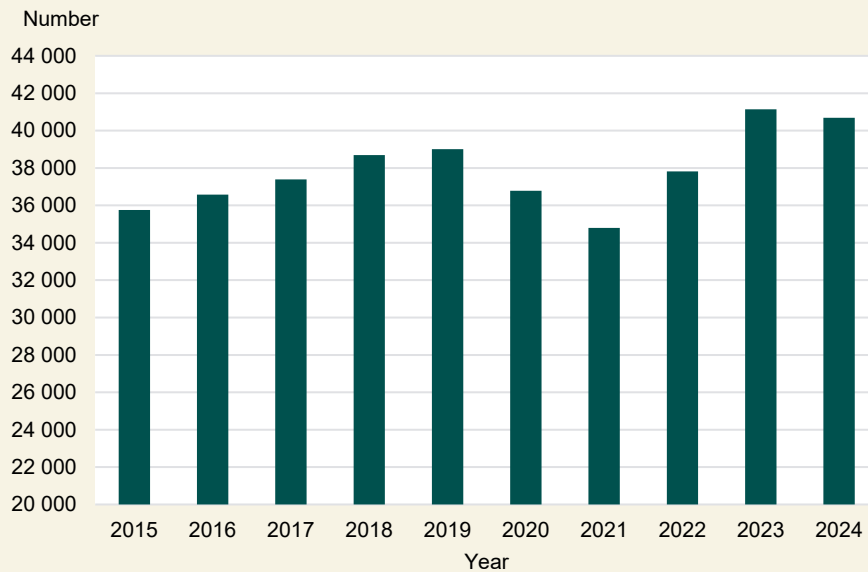




Number of cases in municipal family counselling services

In total, 40,688 cases were handled by municipal family counselling services in 2024, which is the second highest number in the last ten years (Figure 2). The number of cases per 1,000 inhabitants aged 18–69, corresponds to 6.0 in 2024, and remains at the same level as the previous year. During the last ten years the number of cases per 1,000 inhabitants ranged between 5.2–6.1 (Figure 3).

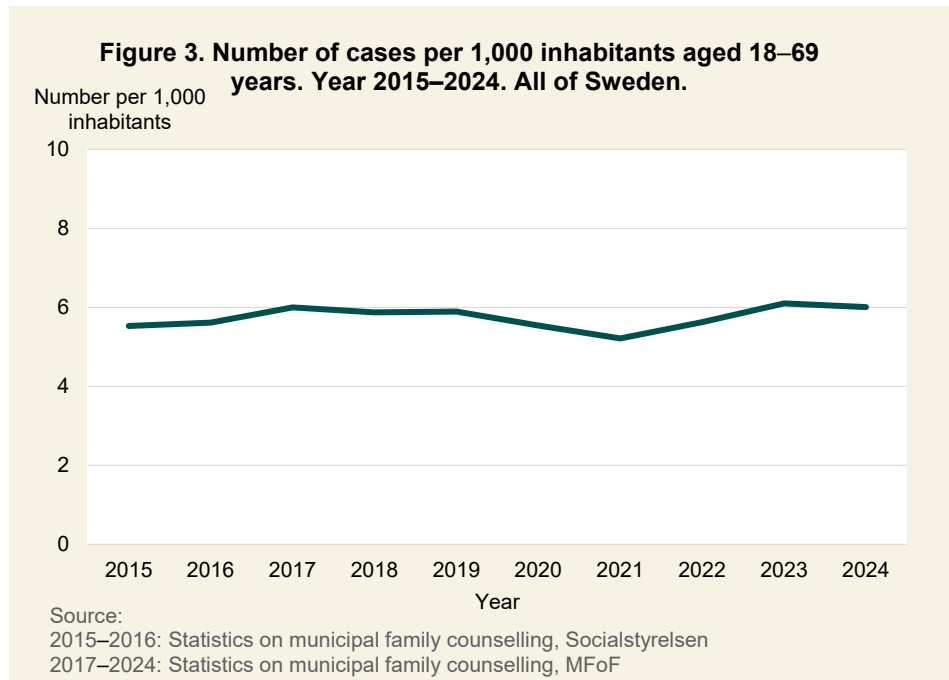
Figure 2. Number of cases in municipality counselling services. Year 2015–2024. All of Sweden.



Source:

2015–2016: Statistics on municipal family counselling, Socialstyrelsen

2017–2024: Statistics on municipal family counselling, MFoF



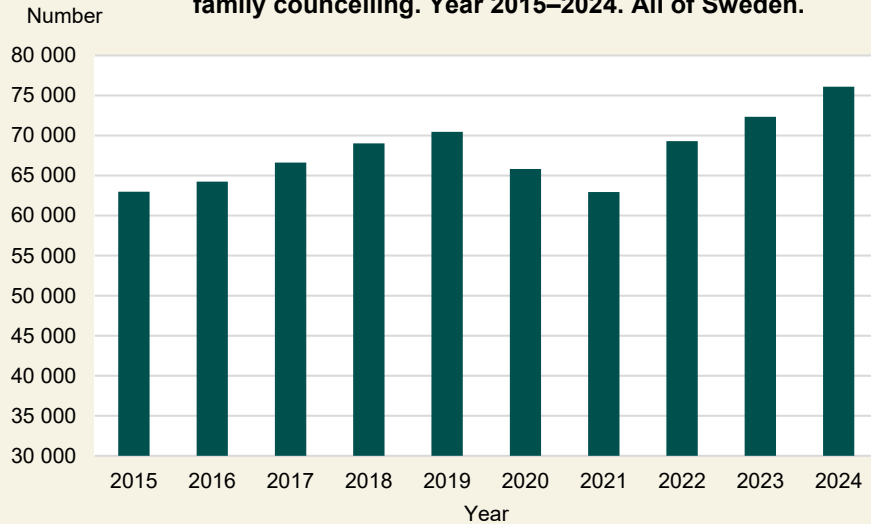
Number of people who used municipal family counselling services

In 2024, the number of people aged 18 or older who used² municipal family counselling services was 76,095, which is a continued increase since the previous years (Figure 4). The number of people in 2024 corresponds to 11.2 per 1,000 inhabitants aged 18–69, which is the highest number in the last 10 years. The statistics show an increasing trend over time, with the exception of the years 2020–2021 which may have been an effect of the covid-19 pandemic (Figure 5).

² Includes personal visits to, or digital meetings with, municipal family counselling services for counselling and/or treatment.

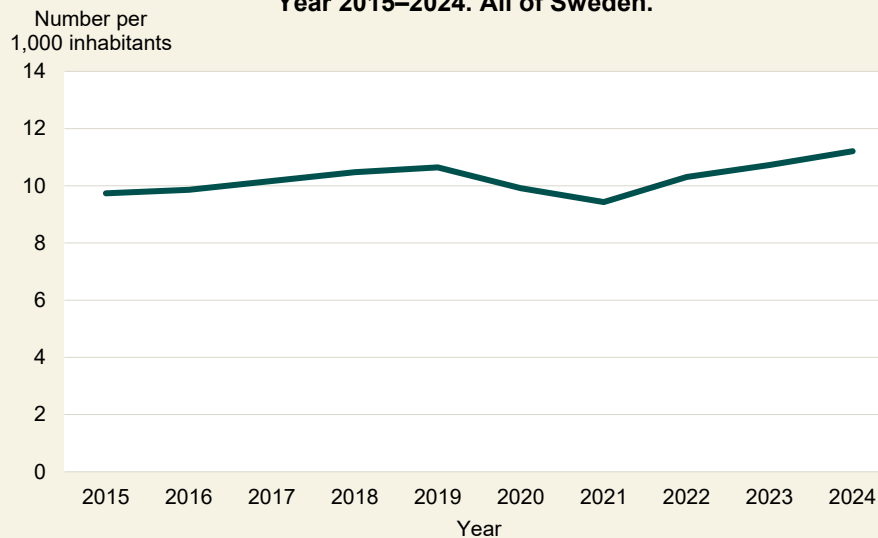


Figure 4. Number of people aged 18–69 who used municipal family counselling. Year 2015–2024. All of Sweden.



Source:
2015–2016: Statistics on municipal family counselling, Socialstyrelsen
2017–2024: Statistics on municipal family counselling, MFoF

Figure 5. Number of people aged 18–69 who used municipal family counselling, per 1,000 inhabitants. Year 2015–2024. All of Sweden.

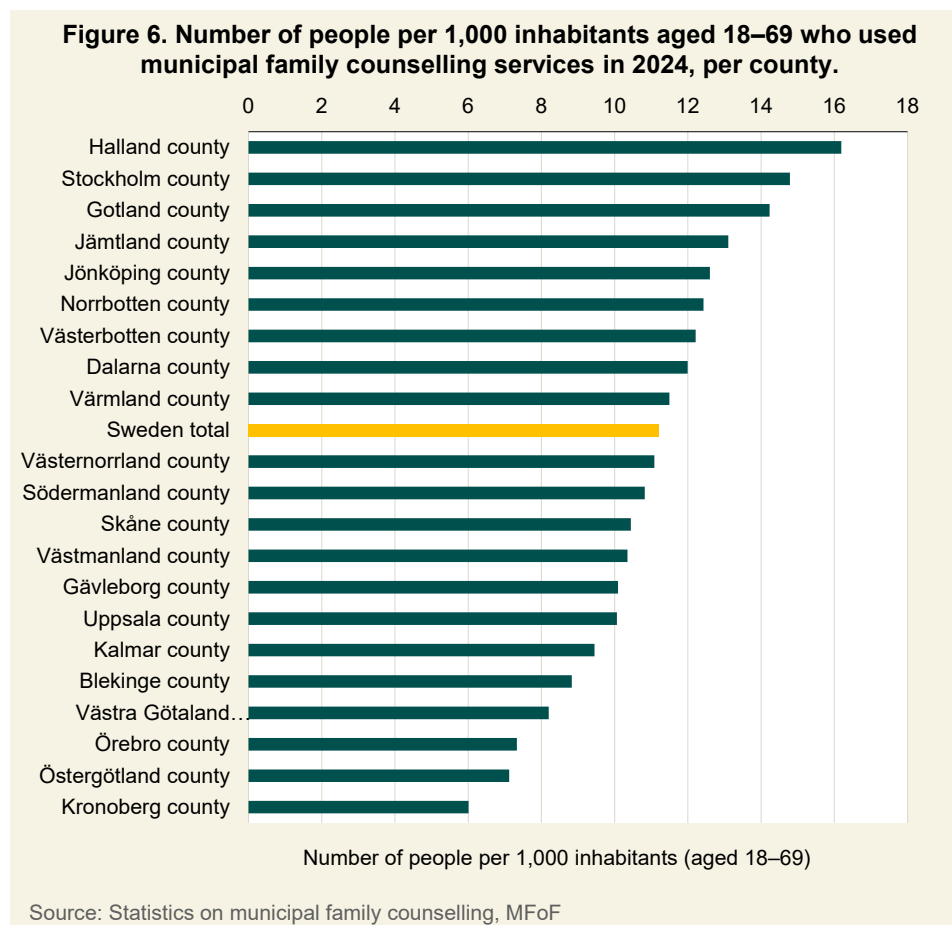


Source:
2015–2016: Statistics on municipal family counselling, Socialstyrelsen
2017–2024: Statistics on municipal family counselling, MFoF

Number of people who used municipal family counselling, per region

Figure 6 shows the number of people per 1,000 inhabitants aged 18–69 who used municipal family counselling services in 2024. The number varies between six in Kronoberg County and 16 in Halland County. The average number for Sweden was 11 people per 1,000 inhabitants.

The statistics for 2024 show that several counties have increased the number of visitors per 1,000 inhabitants, compared to 2023³. For example, Jönköping County from 8 to 13, Jämtland County from 10 to 13, Norrbotten County from 10 to 13, and Södermanland County from 8 to 11.



Factors that may be relevant for regional differences are, for example, availability of municipal family counselling, resources, fees and public awareness of municipal family counselling services. Another factor may be how well other counselling service providers, private-sector organisations or church organisations complement the services offered by municipalities in the different counties. The latter activities are not included in this survey.

Number of children affected by municipal family counselling services

The number of children aged 0–17 affected by cases that started during 2024 was 44,111, which is about the same as the previous two years (Figure 7)⁴. In 2024, the number of children per 1,000 inhabitants aged 0–17

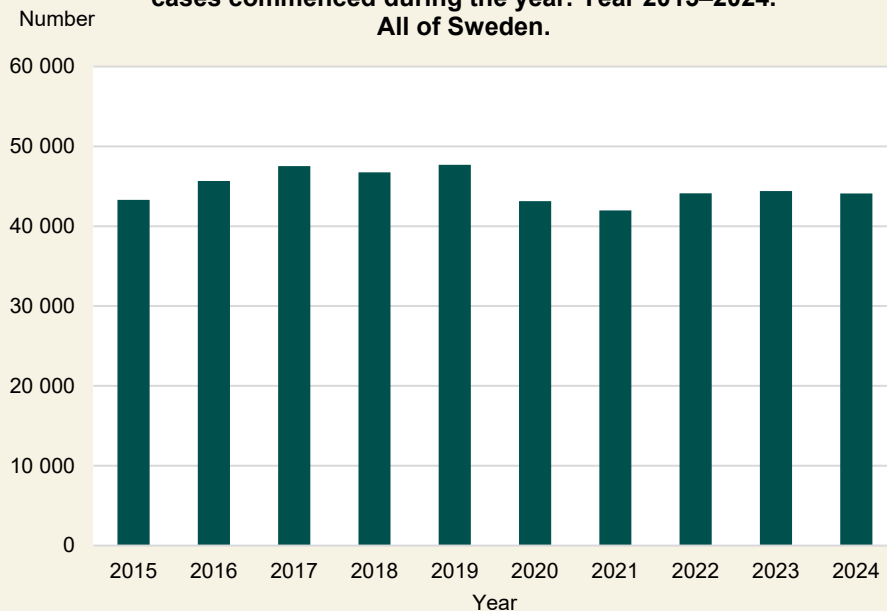
³ Official statistic municipal family counselling 2023, www.mfof.se/statistik_familjeradgivning

⁴The number of affected children aged 0–17 is based on statistics of children living at home, children with supervised visitation and children living alternately between parents (available in the Excel file 2024, "Tab 9").



corresponds to 20.5, which is the highest number in the last five years. Over the past ten years, the number of children per 1,000 inhabitants has varied between 19.1 and 22.4 (Figure 8).

Figure 7. Number of children aged 0–17 years affected by cases commenced during the year. Year 2015–2024. All of Sweden.

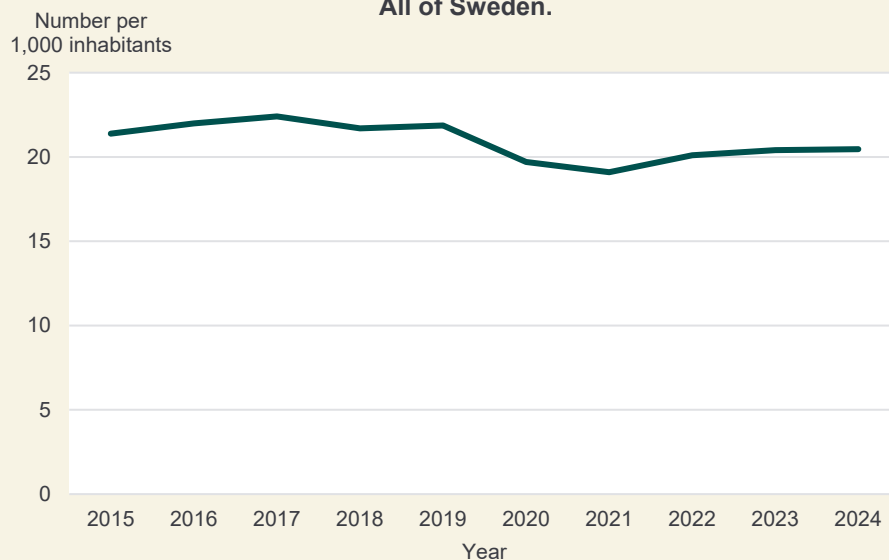


Source:

2015–2016: Statistics on municipal family counselling, Socialstyrelsen

2017–2024: Statistics on municipal family counselling, MFoF

Figure 8. Children affected by cases commenced during the year. Number per 1,000 children aged 0–17. Year 2015–2024. All of Sweden.



Source:

2015–2016: Statistics on municipal family counselling, Socialstyrelsen

2017–2024: Statistics on municipal family counselling, MFoF



Number of sessions in municipal family counselling services

In total, 132,745 sessions were handled by municipal family counselling services in 2024, which is the second highest number in the last 10 years. The highest number of sessions were conducted in 2023, with a number of 134,213 sessions, an increase of 13,000 sessions from the year before (Figure 9). The number of sessions per 1,000 inhabitants aged 18–69 years corresponds to 19.6 in 2024. During the last 10 years the number of sessions per 1,000 inhabitants aged 18–69 ranged between 17.6–19.9, with the highest number in in 2023 (Figure 10).

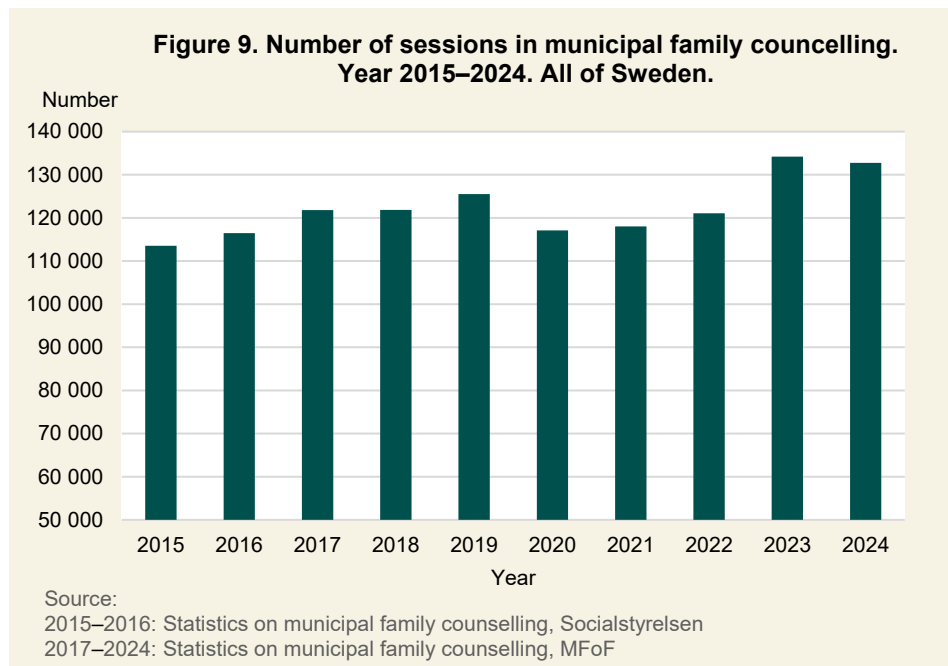
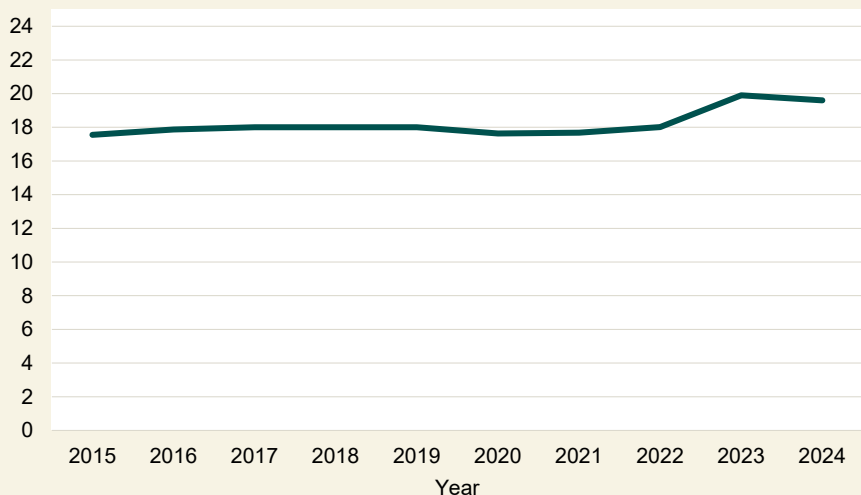




Figure 10. Number of sessions in municipal family counselling, per 1,000 inhabitants aged 18–69 år. Year 2015–2024. All of Sweden.

Number per
1,000 inhabitants



Source:

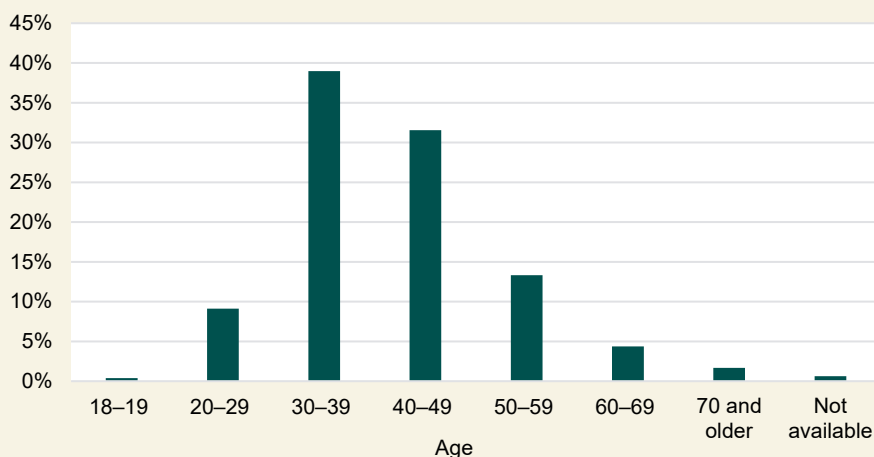
2015–2016: Statistics on municipal family counselling, Socialstyrelsen

2017–2024: Statistics on municipal family counselling, MFoF

Age of those who used municipal family counselling services

Of those aged 18 years or older who used municipal family counselling services in 2024, most were aged 30–39 (39%). The second most common age range was 40–49 years (32%), followed by 50–59 years (13%), 20–29 years (9%), 60–69 years (4%) and 70 years and older (2%). The proportion of those aged 18–19 was less than one percent (Figure 11). When compared to the previous five years, the statistics have been similar.

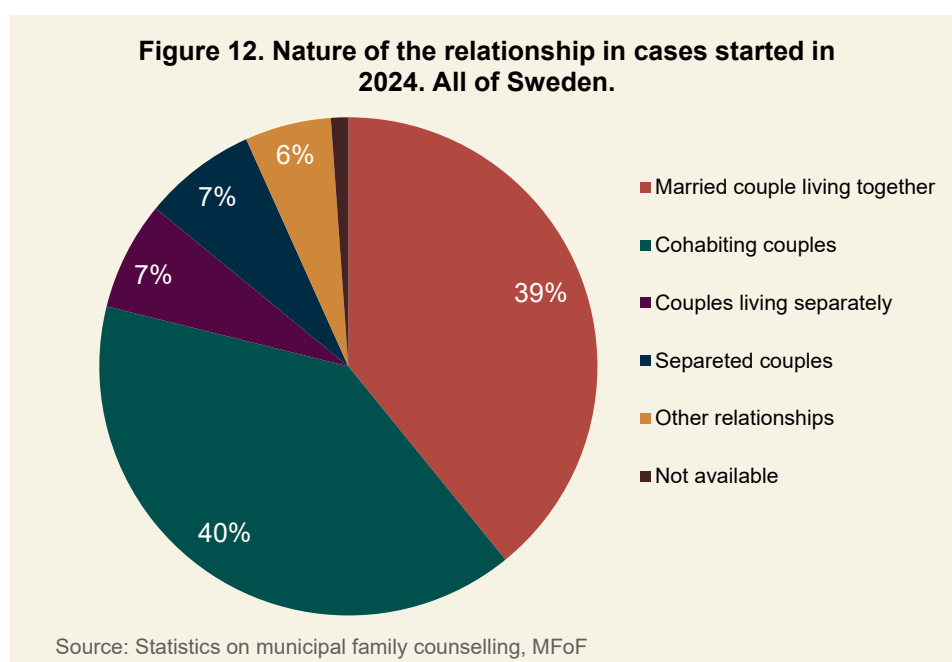
Figure 11. Adult people who used municipal family counselling services in 2024, by age. All of Sweden.



Source: Statistics on municipal family counselling, MFoF

Relationships encountered by municipal family counselling services

During the first visit to municipal family counselling, the nature of the relationship is categorised into one of the following: married couples, cohabitating couples, couples living separately, separated couples or other relationships (such as sibling relationships or parent/child relationships). The most common relationships in cases started in 2024 were married and cohabitating, accounting for 39% and 40% respectively (Figure 12). Of the cases relating to couple relationships (married, cohabitants and living separately), it was still most common for the relationship to have lasted between 5 and 9 years (25%), followed by 10–14 years (21%) and 1–4 years (18 %).



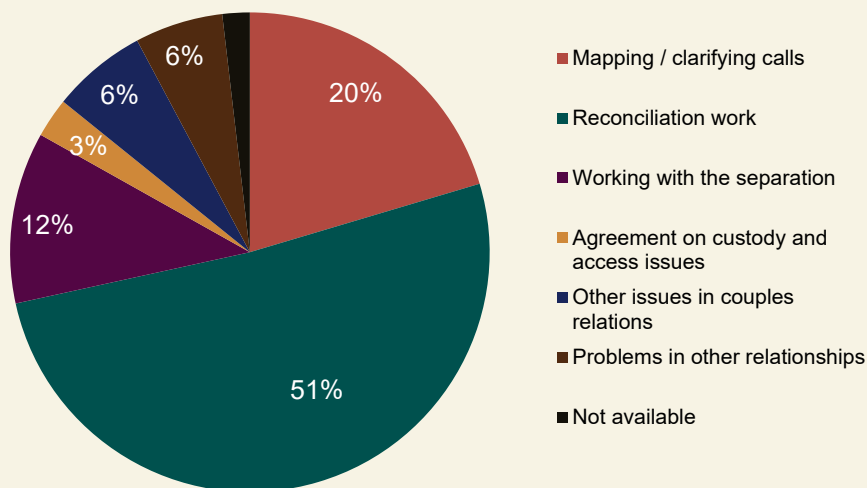
Focus of the treatment

In terms of what was considered to be the focus of the treatment, reconciliation work⁵ was the most common among the cases closed in 2024, followed by mapping/clarifying sessions and then sessions working with the separation (Figure 13). In reality, however, a case can involve several issues at the same time. The focus of the treatment can also change over time. The distribution of the focus of the treatment in 2024 are comparable with previous years.

⁵ Counselling to resolve cohabitation issues in a couple relationship, aiming at a continuation of living together.



**Figure 13. Number of cases closed in 2024 by focus of the treatment.
All of Sweden.**



Source: Statistics on municipal family counseling, MFoF

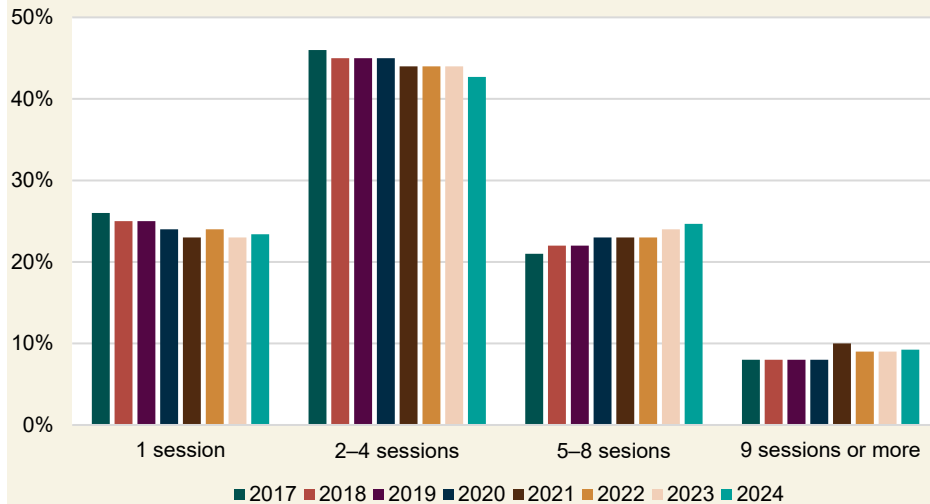
Sessions per case

Of the cases closed in 2024⁶, 23 percent consisted of one counselling session, 43 percent of two to four counselling sessions, 25 percent of five to eight sessions, and 9 percent of nine sessions or more. Statistics for the last eight years show that the number of sessions tends to increase. In 2017, the proportion of cases with 5–8 calls was 21%, which can be compared to 25% in 2024 (Figure 14).

⁶ The proportion is based on 27,679 cases with information about the number of sessions was reported. In 314 cases, the information was missing, which are not included.



**Figure 14. Closed cases, by extent of sessions.
Year 2017–2024. All of Sweden.**



Source: Statistics on municipal family counselling, MFOF

More information

Statistics on family law are available on MFOF's webpage. Most of the statistics are available per municipality and/or county.

www.mfof.se/statistik_familjeradgivning

Contact:

Malin Lundgren

Telephone: 010-190 11 05

E-post: malin.lundgren@mfof.se