

Statistics on municipal family counselling 2020

The statistics on municipal family counselling 2020 shows, among other things, the following:

- The total number of cases in the municipal family counselling system were 36 783 during the year. The number of cases per 1 000 inhabitants aged 18–69 has been unchanged since 2015.
- The number of children involved in cases of municipal family counselling per 1 000 inhabitants has decreased.
- Married couples and cohabitants are still the most common relationships in municipal family counselling.
- The most common focus of the treatment is still repairwork (resolve problems involving couples and be able to live together).
- Of cases that were closed during the year, it was most common with 2-4 sessions per case.
- The number of persons per 1 000 inhabitants aged 18–69 who visited municipal family counselling varies between the counties.

The extent of the statistics

The statistics contain information on family counselling services provided by or paid for by Swedish municipalities in 2020, regardless of whether the municipalities provided the services through their own enterprise or procured them through other providers.

The report does not include family counselling provided by church organisations or fully private-sector family counselling services. Mediation talks within family law, under expert guidance, whereby a mediator attempts to help parents reach an agreement in issues related to custody, residence and access, are not included in the statistics.

No increase of cases within the municipal family counselling system

In total, there were 36 783 cases in the municipal family counselling system in 2020, which corresponds to 6 cases per 1 000 inhabitants aged 18–69. The number of cases per 1 000 inhabitants has been unchanged since 2015 (figure 1).

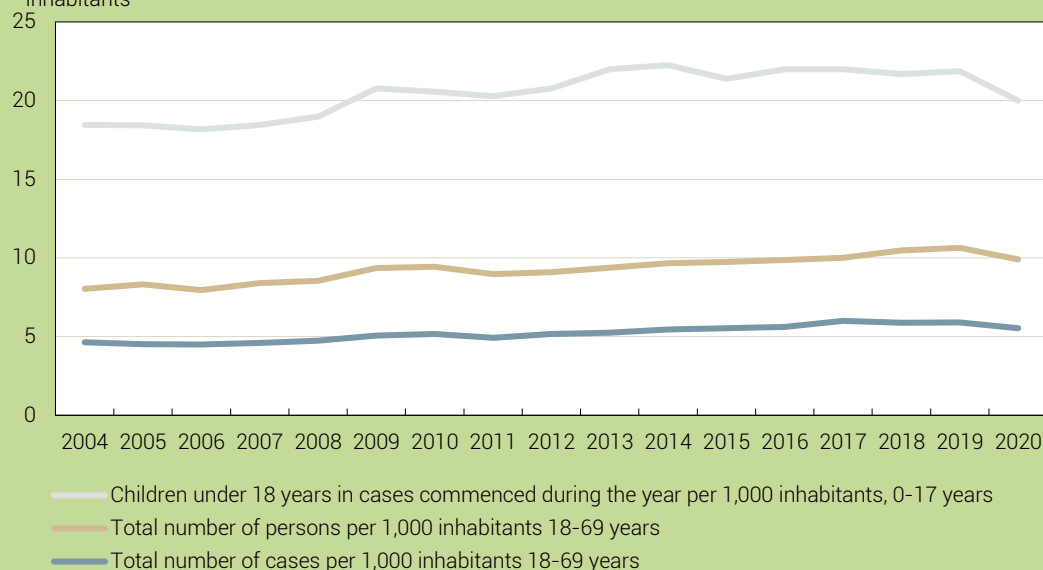
In 2020 visited in total 65 826 persons aged 18–69 the municipal family counselling system. This corresponds to 10 persons per 1 000 inhabitants and is therefore a decrease compared with 2019 (figure 1).

The number of children per 1 000 inhabitants who are involved in cases has decreased

In 2020 in total 43 135 children¹ aged 0–17 were involved in cases started during the year. This corresponds to 20 children per 1 000 inhabitants and that is the lowest number since 2011 (figure 1).

Figure 1. Number of cases, persons and concerned children in municipal family counseling per 1,000 inhabitants. Year 2004-2020.

Number/1,000 inhabitants



Source: Statistics on municipal family counseling, MFoF

¹The information has been calculated by summing up data regarding children living at home, children with supervised visitation and children living alternately between the ages of 0–17, which are reported in the chart under tabs "Tab7" and "Tab8".

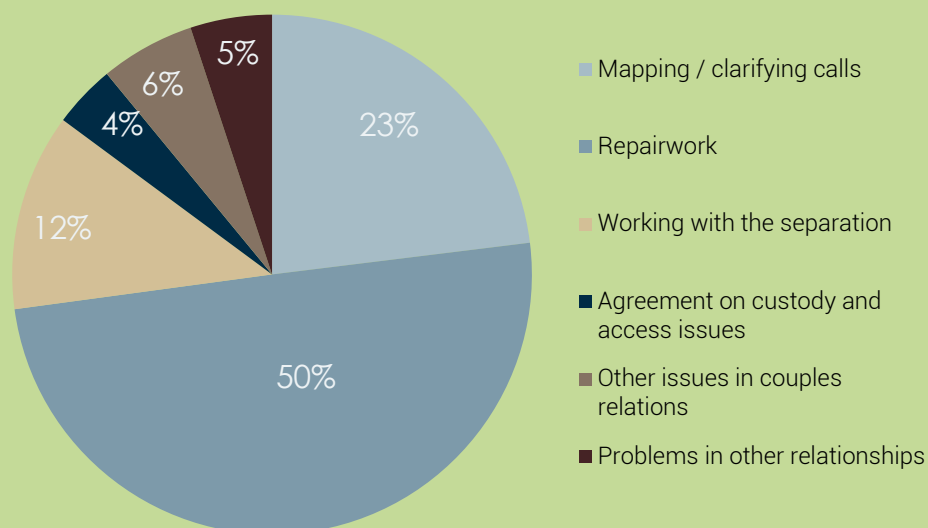
Married couples and cohabitants are the most common relationships in municipal family counselling

The nature of the relationship, in connection with the first visit at the municipal family counselling, is categorized as married, cohabitant, separate accommodation, separated or other relationships (such as sibling relationships or parent/child relationships.) Of the number of cases started in 2020 the most common relationships were married and cohabitants with corresponding 42 % respectively 38 %. Of the cases concerning couple relationships (married, cohabitants and separated accommodations) it was still most common for the relationship to have lasted between 5–9 years.

The most common focus of the treatment is still repairwork (resolve problems involving couples and be able to live together)

In the light of what was considered the focus of the treatment, the repairwork² was the most common among the closed cases in 2020, followed by mapping/clarifying sessions and then sessions working with the separation (figure 2). In reality, however, one case can at the same time contain several issues.

Figure 2. Number of cases closed in 2020 by focus of the treatment.



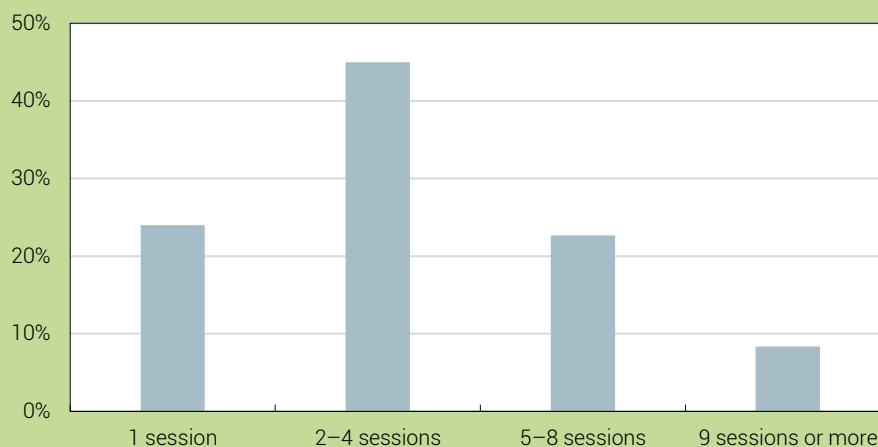
Source: Statistics on municipal family counseling, MFoF

² Counselling to resolve cohabitation issues in a couple relationship and be able to continue to live together.

Most common with 2–4 sessions per case

Of the 26 663 cases closed in 2020, 24 percent consisted of one counselling session, 45 percent were 2–4 counselling sessions, 23 percent were 5–8 sessions and 8 percent were 9 sessions or more (figure 3).

Figure 3. Number of closed cases during 2020, by extent of sessions.



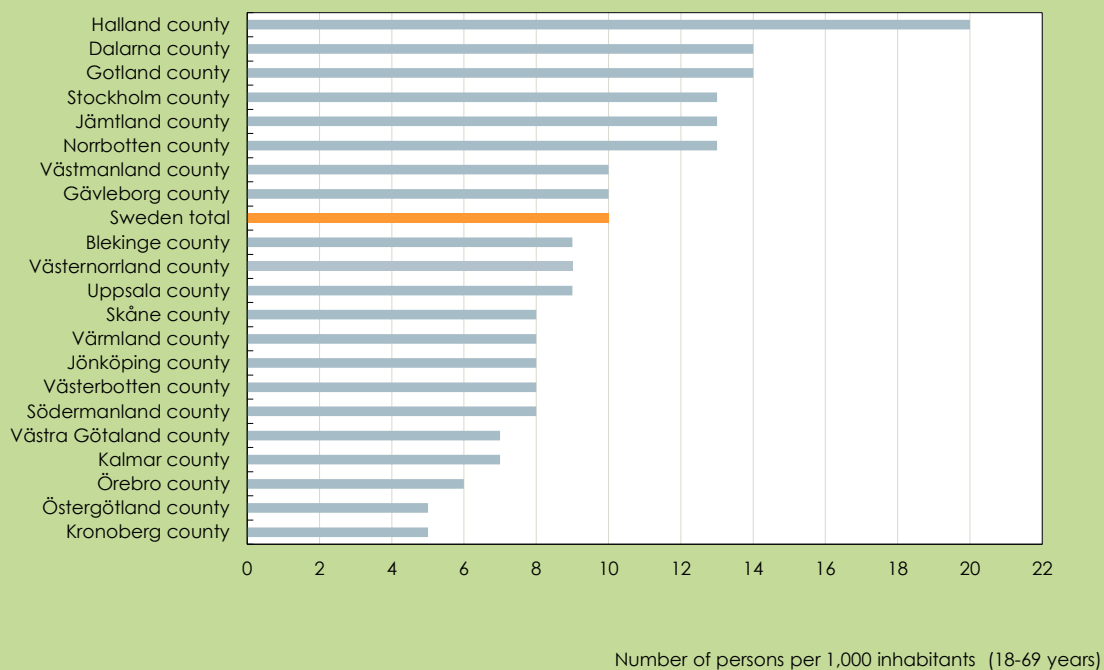
Source: Statistics on municipal family counselling, MFoF

Regional differences in the number of people who visited the municipal family counselling

The figure 4 shows that the number of persons per 1 000 inhabitants aged 18–69 who in 2020 visited municipal family counselling was largest in Hallands county with 20 persons. This can be compared with counties in Kronobergs and Östergötland were 5 persons per 1 000 inhabitants aged 18–69 visited the municipal family counselling in 2020. The average number for Sweden were 10 persons per 1 000 inhabitants (figure 4).

Any analysis of the regional differences hasn't been made. Factors that may be relevant are for example municipal family counselling availability, resources, fees or public awareness of the municipal family counselling. Another factor that may be relevant is how well other actors complement the municipalities family counselling, for example fully private-sectors services, those not procured by the municipality, or church organizations in the different counties. The latter activities are not included in this survey.

Figure 4. Number of persons per 1,000 inhabitants aged 18-69 who visited municipal family counseling by county in 2020



Source: Statistics on municipal family counseling, MFoF

More information

You will find more charts, diagrams and other information in the Excel-file:

[Kommunal familjerådgivning 2020 - tabeller](#)

Contact:

Malin Lundgren

Phone: 010-190 11 00

E-mail: malin.lundgren@mfof.se